

Breaking Down Analytic Silos with an Analytics Catalog

Transform Isolated Data into Unified Business Intelligence




Why It Matters:

Analytic silos hinder cross-departmental collaboration, resulting in inconsistent data quality, communication gaps, and costly inefficiencies that hurt your bottom line.

Are You Guilty of Data Silos?

367 Software Applications

The average organization uses 367 different apps to run its business, resulting in **fragmented workflows** and **disconnected data sources**.



68% of Employees

Poor visibility into cross-functional work limits the effectiveness of nearly 7 in 10 employees.

11.6 Hours per Week

Knowledge workers spend 29% of their time **searching for information** rather than deriving meaningful results.



How an Analytics Catalog Breaks Down Analytic Silos

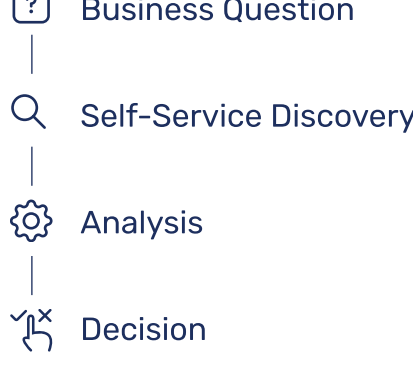
Traditional Model (Siloed Analytic)

Average Timeline: 2-3 weeks



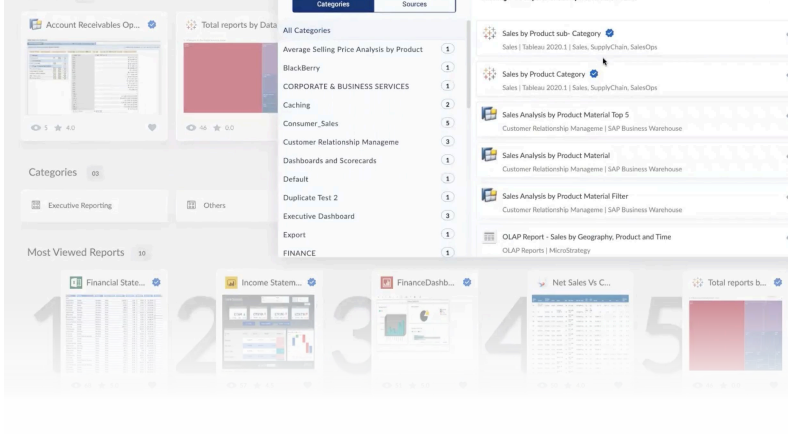
Modern Model (With Analytics Catalog)

Average Timeline: 2-3 hours



What Is an Analytics Catalog?

A centralized metadata platform that connects, organizes, and democratizes access to analytic assets across your organization.



Key Features:



Analytics Discovery

Find relevant datasets and analytics across all departments.



Metadata Management

Standardized descriptions, lineage tracking, and data quality indicators.



Access Control

Role-based permissions ensure secure and compliant data access.



Collaboration Tools

Shared annotations, peer reviews, and usage tracking to boost teamwork.

Cross-Functional Collaboration That Works

When teams share a single, trusted source of analytic assets, they leave behind conflicting metrics and unlock true cross-functional collaboration.


- **Everyone works from the same validated analytic assets.**
- **Cross-functional projects move faster with shared definitions, a common understanding and clear data lineage.**
- **Data-driven collaboration leads to quicker, more confident decisions.**



Make Data Accessible, Actionable, Accountable

To unlock real value, data must be easy to find, understand, and trust.

- **Self-Service Discovery:** Accelerates time to insight and frees analysts for higher-value work.
- **Built-In Governance and Audit Trails:** Simplifies compliance and reduces risk.
- **Clean, Governed Data:** Minimizes “dirty data” issues that compromise analytics.



Quick Start Roadmap: Break Silos in Three Steps

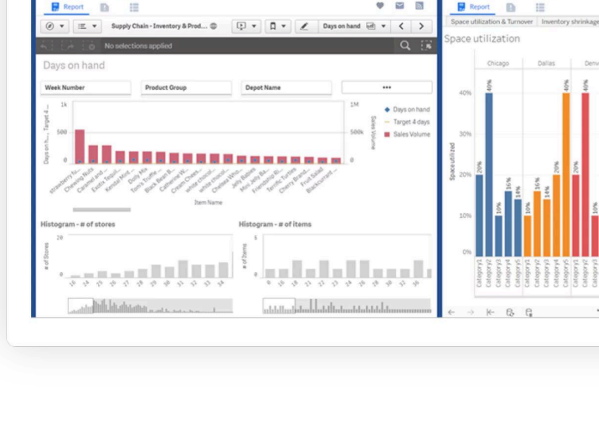
Start your journey toward a more collaborative and data-driven organization.



Centralize with ZenOptics Analytics Catalog

Unify your analytics in one searchable, trusted platform.

- **Centralize KPIs, metrics, reports, dashboards, and documents.**
- **AI-powered cross-platform search makes discovery fast and intuitive.**
- **Built-in access controls ensure secure, governed collaboration.**



Tired of Analytics Silos?

Explore how ZenOptics Analytics Catalog makes collaboration easier and data more accessible.

[Schedule a Demo](#)

Visit www.zenoptics.com or email us at info@zenoptics.com